ROGUE VALLEY COUNCIL OF GOVERNMENTS

STATE OF OREGON

2021 - 2022

APPROVED OPERATING BUDGET

PRESENTED TO THE BOARD OF DIRECTORS

May 26, 2021

ROGUE VALLEY COUNCIL OF GOVERNMENTS

2021 - 2022

APPROVED OPERATING BUDGET

TABLE OF CONTENTS

Rogue Valley Council of Governments Overview	3
Total All Funds Combined Budget	4
Total All Funds Budget	10
Summary of Each Fund With Comparisons:	
General Fund	13
Special Revenue Fund	16
Natural Resources Program	20
Community Development Program	22
Senior and Disability Services Program	24
Senior Nutrition Program	26
Transportation Planning Program	28
Land Use Planning Program	30
Technology Services Program	32
Support Services Fund	34
Computer Replacement Fund	36
Building Operations & Maintenance Fund	37
Leave Liability Fund	38
Vehicle Operations & Maintenance Fund	39
Food & Friends Endowment	40
Summary of Personnel	41

ROGUE VALLEY COUNCIL OF GOVERNMENTS
ORGANIZATION OVERVIEW

Councils of Governments (COG) are voluntary associations of cities, counties, and special purpose districts within a distinct region, serving as planning, coordination, program development, and service delivery organizations. The first COG was established in 1947, and currently COGs serve 35,000 of the country's 39,000 general purpose governments. They exist to promote regional cooperation and provide services and resources that might not otherwise be affordable or available to local governments. While COGs differ in their mix of programs from one region to another, they always share a fundamental purpose – to work with the expressed consent and support of their members to facilitate outcomes that improve the local and regional quality of life.

In 1968, under the provisions of Chapter 190 of the Oregon Revised Statutes, the Rogue Valley Council of Governments (RVCOG) was established by local jurisdictions to operate in Jackson and Josephine counties. Currently, RVCOG has 23 members: 15 local governments and 8 other entities (special districts and institutions of higher education). Elected and appointed representatives from each of the members serve on RVCOG's Board of Directors, which governs the organization at the policy level. In addition to the Board, RVCOG's moving parts comprise an Executive Committee, professional staff, and a variety of permanent and temporary advisory committees of stakeholders, members of the public, and technical experts. In terms of funding, the vast majority comes through grants and contracts with federal, state, and local governments, with additional funding from donations and membership dues.

Although the specifics of RVCOG's program offerings have evolved over the years in response to new needs of members and changing funding sources, the COG has always maintained its fundamental role as a regional resource for technical expertise and project management, as well as a collective voice for the region when working with the State or Federal government. As we have worked over the years to constantly improve the ways in which we have filled this important niche in southern Oregon, we have also developed an appreciation for the need to balance our dedication to providing highly professional and affordable services with the need to be responsible stewards of public funds and effective financial managers. We trust this budget will demonstrate that we are having success at meeting our members' expectations on both counts.

Rogue Valley Council of Governments
155 N 1st St
PO Box 3275
Central Point, OR 97502
Phone: 541.664.6674
Fax: 541.664.7927
www.RVCOG.org

ROGUE VALLEY COUNCIL OF GOVERNMENTS
TOTAL ALL FUNDS COMBINED BUDGET

This summary budget is presented for all funds combined to provide a summary of the total operating costs of the Rogue Valley Council of Governments. It includes revenues from all funding sources, including some inter-fund revenues that are offset by inter-fund transfers and charges for services provided between operating funds.

The resources available to fund the budget are derived primarily from contracts and grants from other governmental jurisdictions, predominantly federal and state. The other significant source of revenue is derived from donations, principally from the Food & Friends Senior Meals Program.

	2018/19 Actual	2019/20 Actual	2020/21 Adopted Budget	2021/22 Proposed Budget	2021/22 Approved Budget	2021/22 Adopted Budget
Resources						
Member Dues	86,095	86,673	87,102	88,087	88,087	-
Other Local Government	1,054,977	789,547	798,390	662,190	662,190	-
Federal & State Grants	5,336,467	4,844,923	5,568,215	5,371,198	5,371,198	-
Contributions & Donations	716,219	818,674	749,590	994,961	994,961	-
Charges For Services	20,478	29,832	35,615	33,279	33,279	-
Other Revenues	268,689	156,338	183,451	222,034	222,034	-
Indirect Charges	364,405	382,359	397,261	357,155	357,155	-
Departmental Administration	35,363	22,697	25,534	25,945	25,945	-
Interfund Revenues	1,267,665	1,337,395	1,314,660	1,224,837	1,224,837	-
Interfund Support Transfers	1,470,935	484,074	-	-	-	-
Beginning Fund Balance	-	-	69,590	43,406	43,406	-
Total Resources	10,621,293	8,952,512	9,229,408	9,023,092	9,023,092	-
Expenditures						
Personnel						
Salaries & Wages	2,276,048	2,288,633	2,375,739	2,133,418	2,133,418	-
Employee Benefits	987,915	1,100,517	1,208,307	1,141,178	1,141,178	-
Total Personnel	3,263,963	3,389,150	3,584,046	3,274,596	3,274,596	-
Materials & Services						
Supplies & Materials	711,842	595,762	661,726	724,461	724,461	-
Purchased Services	2,229,441	2,148,325	3,023,651	2,703,213	2,703,213	-
Other Expenses	-	-	-	-	-	-
Total Materials & Services	2,941,283	2,744,087	3,685,377	3,427,674	3,427,674	-

	2018/19 Actual	2019/20 Actual	2020/21 Adopted Budget	2021/22 Proposed Budget	2021/22 Approved Budget	2021/22 Adopted Budget
Capital Outlay	-	-	-	45,000	45,000	-
Debt Service	-	-	-	-	-	-
Operating Contingency	10,000	26,000	133,826	559,513	559,513	-
Internal Charges						
Indirect Charges	364,405	382,359	397,261	357,155	357,155	-
Departmental Administration	35,364	22,697	25,534	25,945	25,945	-
Interfund Charges	1,284,531	1,372,303	1,314,660	1,224,837	1,224,837	-
Interfund Support Transfers	1,453,633	484,074	-	-	-	-
Total Internal Charges	3,137,933	2,261,433	1,737,455	1,607,937	1,607,937	-
Total Appropriated Expenditures	9,353,179	8,420,670	9,140,704	8,914,720	8,914,720	-
Expenditures Not Subject to Appropriation						
Depreciation	50,291	92,570	88,704	93,372	93,372	-
Ending Fund Balance	-	-	-	15,000	15,000	-
Total Unappropriated Expenditures	50,291	92,570	88,704	108,372	108,372	-
Total Expenditures	9,403,470	8,513,240	9,229,408	9,023,092	9,023,092	-
Total Resources Less Expenditures	1,217,823	439,272	-	-	-	-

	2018/19 Actual	2019/20 Actual	2020/21 Adopted Budget	2021/22 Proposed Budget	2021/22 Approved Budget	2021/22 Adopted Budget
Summary of						
Appropriated Expenditures						
General Fund	1,930,537	1,175,552	468,449	445,224	445,224	-
Special Revenue Fund						
Natural Resources Program	413,460	474,599	355,838	441,406	441,406	-
Community Development Program	77,078	72,406	113,463	99,050	99,050	-
Senior and Disability Services Program	3,111,516	2,598,564	3,235,616	2,939,300	2,939,300	-
Senior Nutrition Program	1,859,880	2,013,587	2,281,357	2,327,040	2,327,040	-
Transportation Planning Program	524,086	612,556	1,107,746	1,124,061	1,124,061	-
Land Use Planning Program	189,339	157,506	168,909	172,572	172,572	-
Technology Services Program	-	-	38,971	32,533	32,533	-
Internal Service Funds						
Support Services Fund	622,983	688,779	649,391	632,408	632,408	-
Computer Replacement Fund	20,359	22,412	18,000	12,411	12,411	-
Building Operation & Maintenance Fund	74,032	62,260	83,547	86,332	86,332	-
Leave Liability Fund	493,973	497,910	577,225	524,885	524,885	-
Vehicle Operation & Maintenance Fund	33,168	41,608	39,392	72,998	72,998	-
Food & Friends Endowment	2,768	2,931	2,800	4,500	4,500	-
Total Appropriated Expenditures	9,353,179	8,420,670	9,140,704	8,914,720	8,914,720	-

ROGUE
VALLEY
COUNCIL
OF GOVERNMENTS

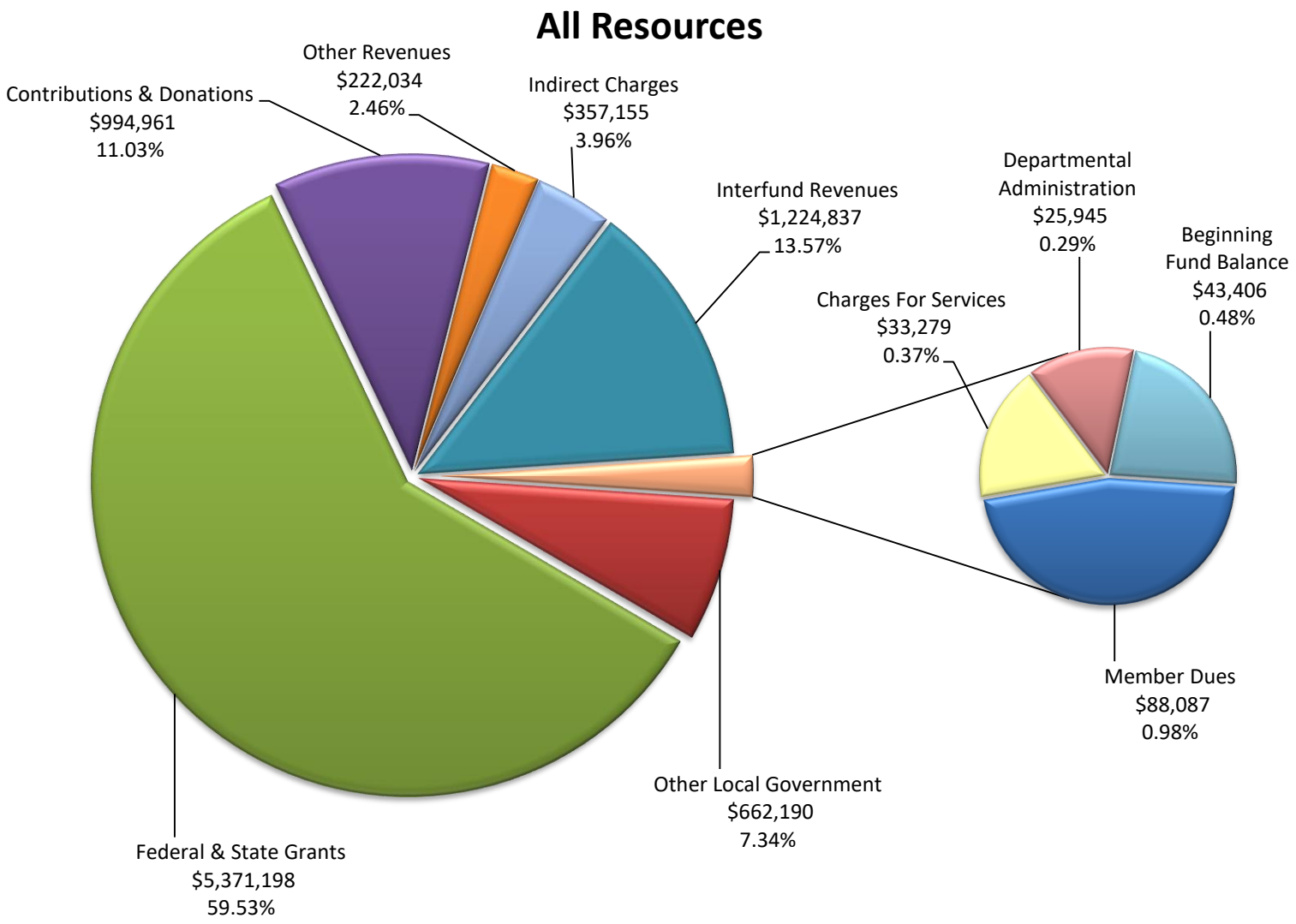
All Resources
Other Revenues
$222,034
2.46%
Contributions & Donations
$994,961
11.03%
Indirect Charges
$357,155
3.96%
Interfund Revenues
$1,224,837
13.57%
Departmental
Administration
$25,945
0.29%
Beginning
Fund Balance
$43,406
0.48%
Charges For Services
$33,279
0.37%
Member Dues
$88,087
0.98%
Other Local Government
$662,190
7.34%
Federal & State Grants
$5,371,198
59.53%

All Expenditures

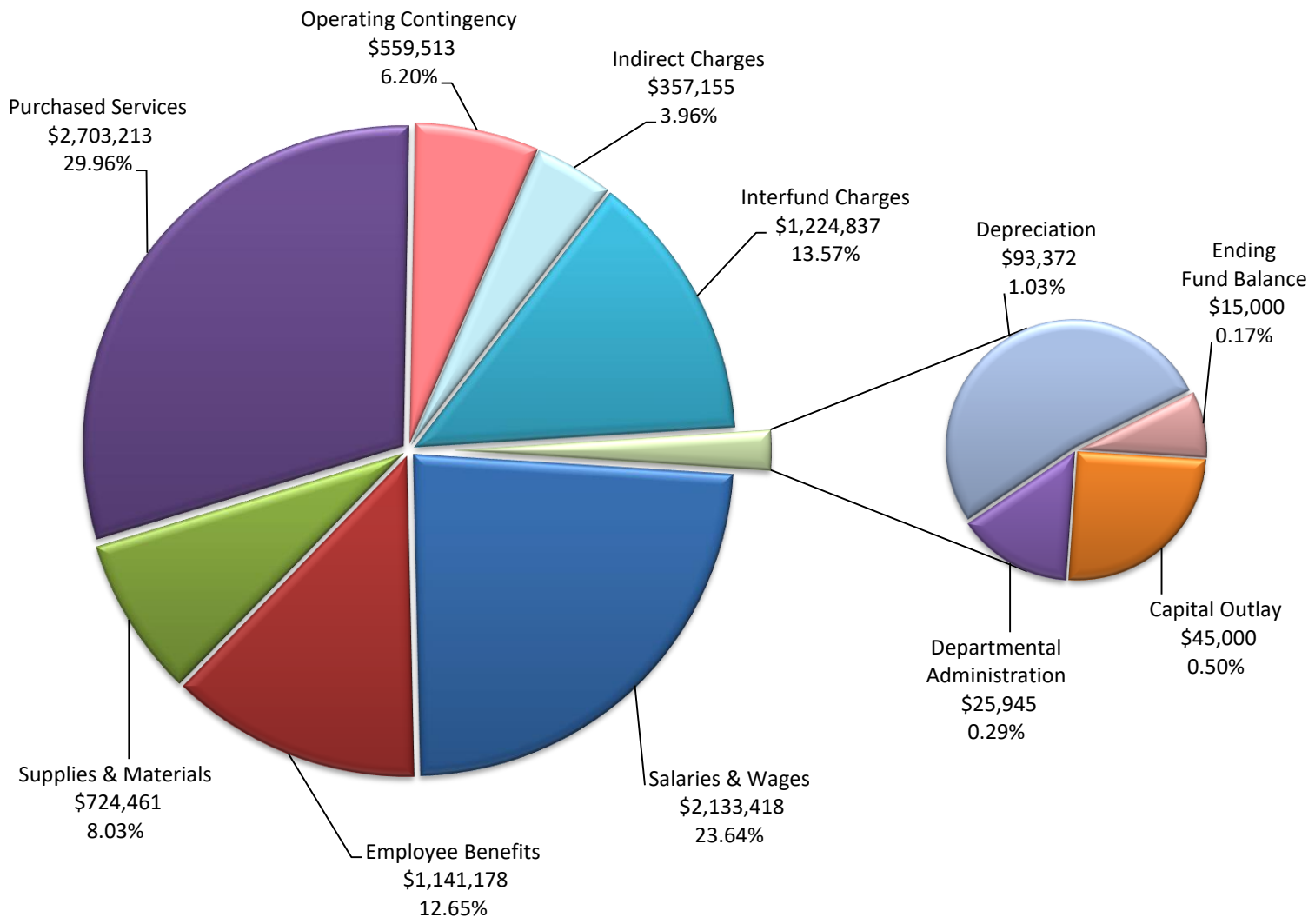

ROGUE VALLEY COUNCIL OF GOVERNMENTS
TOTAL APPROVED 2021-2022 ALL FUNDS BUDGET

		Special Revenue Fund							
	General Fund	Natural Resources Program	Community Development Program	SDS Community Living Program	Senior Nutrition Program	Transportation Planning Program	Land Use Planning Program	Technology Services Program	Total Special Revenue Fund
Resources									
Member Dues	48,088	-	-	-	-	39,999	-	-	39,999
Other Local Government	-	211,755	93,894	13,686	83,770	-	156,414	32,533	592,052
Federal & State Grants	-	216,368	-	2,832,614	1,238,154	1,084,062	-	-	5,371,198
Contributions & Donations	-	652	-	-	994,309	-	-	-	994,961
Charges For Services	-	-	-	-	-	-	-	-	-
Other Revenues	44,391	8,000	-	93,000	10,807	-	-	-	111,807
Indirect Charges	357,155	-	-	-	-	-	-	-	-
Departmental Administration	-	4,631	5,156	-	-	-	16,158	-	25,945
Interfund Revenues	-	-	-	-	-	-	-	-	-
Interfund Support Transfers	-	-	-	-	-	-	-	-	-
Beginning Fund Balance	-	-	-	-	-	-	-	-	-
Total Resources	449,634	441,406	99,050	2,939,300	2,327,040	1,124,061	172,572	32,533	7,135,962
Expenditures									
Personnel									
Salaries & Wages	182,783	116,346	36,056	626,899	310,414	213,117	63,167	10,953	1,376,952
Employee Benefits	109,699	39,765	23,555	393,917	128,114	102,257	36,154	8,122	731,884
Total Personnel	292,482	156,111	59,611	1,020,816	438,528	315,374	99,321	19,075	2,108,836
Materials & Services									
Supplies & Materials	29,300	14,000	1,472	95,389	310,355	68,380	3,989	1,500	495,085
Purchased Services	2,500	162,339	-	1,191,825	1,289,000	-	-	-	2,643,164
Other Expenses	-	-	-	-	-	-	-	-	-
Total Materials & Services	31,800	176,339	1,472	1,287,214	1,599,355	68,380	3,989	1,500	3,138,249
Capital Outlay	-	-	-	-	-	-	-	-	-
Debt Service	-	-	-	-	-	-	-	-	-
Operating Contingency	-	15,880	-	-	-	543,633	-	-	559,513
Internal Charges									
Indirect Charges	-	25,657	9,959	170,366	72,375	52,810	16,595	3,192	350,954
Departmental Administration	1,985	4,208	3,569	-	-	-	16,159	24	23,960
Interfund Charges	118,957	63,211	24,439	460,904	216,782	143,864	36,508	8,742	954,450
Interfund Support Transfers	-	-	-	-	-	-	-	-	-
Total Internal Charges	120,942	93,076	37,967	631,270	289,157	196,674	69,262	11,958	1,329,364
Total Appropriated Expenditures	445,224	441,406	99,050	2,939,300	2,327,040	1,124,061	172,572	32,533	7,135,962
Expenditures Not Subject to Appropriation									
Depreciation	4,410	-	-	-	-	-	-	-	-
Ending Fund Balance	-	-	-	-	-	-	-	-	-
Total Unappropriated Expenditures	4,410	-	-	-	-	-	-	-	-
Total Expenditures	449,634	441,406	99,050	2,939,300	2,327,040	1,124,061	172,572	32,533	7,135,962
Total Resources Less Expenditures	-	-	-	-	-	-	-	-	-

ROGUE VALLEY COUNCIL OF GOVERNMENTS
TOTAL APPROVED 2021-2022 ALL FUNDS BUDGET

	Internal Service Funds							
	Support Services Fund	Computer Replacement Fund	Building Operations & Maintenance Fund	Leave Liability Fund	Vehicle Operations & Maintenance Fund	Total Internal Service Funds	Food & Friends Endowment Fund	Total RVCOG Budget
Resources								
Member Dues	-	-	-	-	-	-	-	88,087
Other Local Government	70,138	-	-	-	-	70,138	-	662,190
Federal & State Grants	-	-	-	-	-	-	-	5,371,198
Contributions & Donations	-	-	-	-	-	-	-	994,961
Charges For Services	-	-	33,279	-	-	33,279	-	33,279
Other Revenues	1,336	-	-	-	45,000	46,336	19,500	222,034
Indirect Charges	-	-	-	-	-	-	-	357,155
Departmental Administration	-	-	-	-	-	-	-	25,945
Interfund Revenues	560,934	15,995	78,025	524,885	44,998	1,224,837	-	1,224,837
Interfund Support Transfers	-	-	-	-	-	-	-	-
Beginning Fund Balance	-	-	43,406	-	-	43,406	-	43,406
Total Resources	632,408	15,995	154,710	524,885	89,998	1,417,996	19,500	9,023,092
Expenditures								
Personnel								
Salaries & Wages	235,088	-	-	338,595	-	573,683	-	2,133,418
Employee Benefits	113,305	-	-	186,290	-	299,595	-	1,141,178
Total Personnel	348,393	-	-	524,885	-	873,278	-	3,274,596
Materials & Services								
Supplies & Materials	92,085	12,411	63,082	-	27,998	195,576	4,500	724,461
Purchased Services	34,299	-	23,250	-	-	57,549	-	2,703,213
Other Expenses	-	-	-	-	-	-	-	-
Total Materials & Services	126,384	12,411	86,332	-	27,998	253,125	4,500	3,427,674
Capital Outlay	-	-	-	-	45,000	45,000	-	45,000
Debt Service	-	-	-	-	-	-	-	-
Operating Contingency	-	-	-	-	-	-	-	559,513
Internal Charges								
Indirect Charges	6,201	-	-	-	-	6,201	-	357,155
Departmental Administration	-	-	-	-	-	-	-	25,945
Interfund Charges	151,430	-	-	-	-	151,430	-	1,224,837
Interfund Support Transfers	-	-	-	-	-	-	-	-
Total Internal Charges	157,631	-	-	-	-	157,631	-	1,607,937
Total Appropriated Expenditures	632,408	12,411	86,332	524,885	72,998	1,329,034	4,500	8,914,720
Expenditures Not Subject to Appropriation								
Depreciation	-	3,584	68,378	-	17,000	88,962	-	93,372
Ending Fund Balance	-	-	-	-	-	-	15,000	15,000
Total Unappropriated Expenditures	-	3,584	68,378	-	17,000	88,962	15,000	108,372
Total Expenditures	632,408	15,995	154,710	524,885	89,998	1,417,996	19,500	9,023,092
Total Resources Less Expenditures	-	-	-	-	-	-	-	-

Total Approved Budget

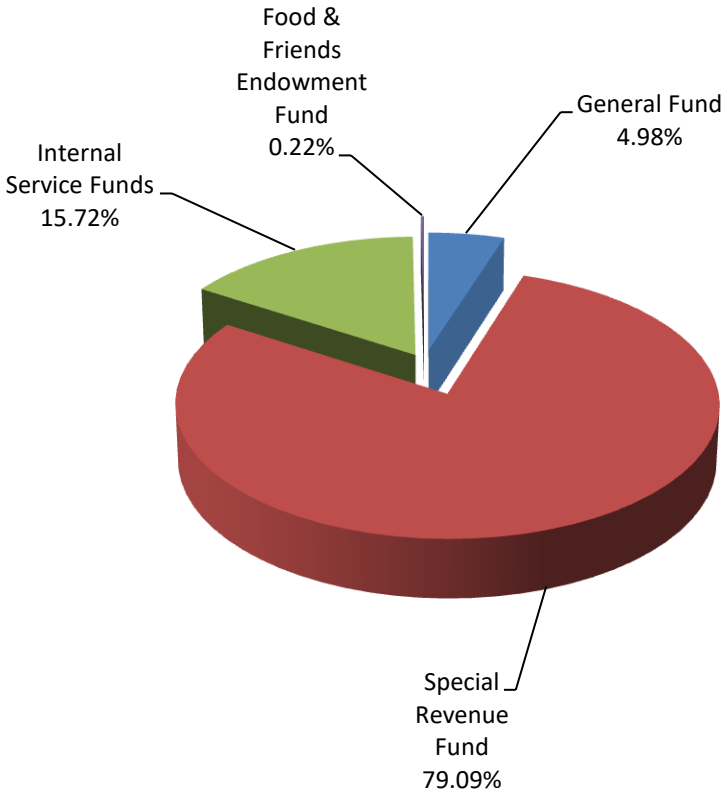

Special Revenue Fund Budget

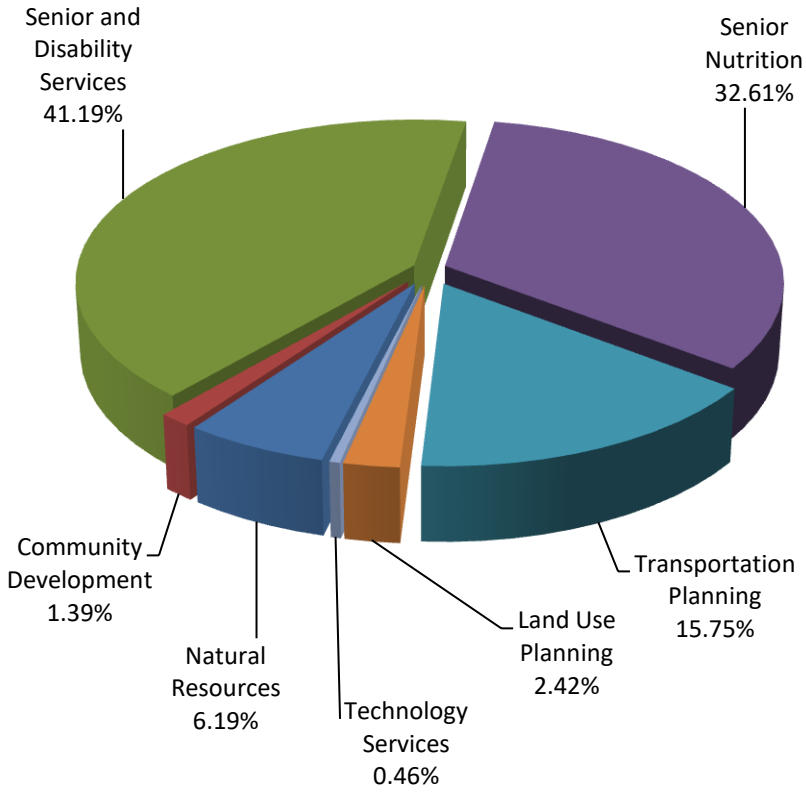

ROGUE VALLEY COUNCIL OF GOVERNMENTS
TOTAL GENERAL FUND BUDGET

The General Fund budget provides the resources necessary to sustain the day-to-day activities of the organization, and is therefore responsible for meeting RVCOG's administrative and operating expenses. The principle funding source for the General Fund is the indirect charges levied on all applicable staff hours spent on projects included in the Special Revenue Fund. The indirect rate is a federally approved percentage that can be applied to federal grants and contracts, and by default to all other grants and contracts, in order to provide funding for administrative overhead costs. In fiscal year 2021-2022, the indirect rate will remain unchanged at 14% (this equates to a 4.12% effective indirect rate when calculated against the full RVCOG budget). RVCOG also direct charges a fairly significant portion of its administrative and operational costs to individual projects through the Internal Service Funds.

A minor revenue source for the General Fund, membership dues (a total of $48,088, slightly more than one half of one percent of the organization's overall budget), are collected from each RVCOG member jurisdiction and are used to pay for specific expenditures that federal regulations do not allow or restrict in the indirect rate calculation. The COG has been capable of reducing its membership dues to the lowest point in its 50-year history due in large part to the federal government's decision to allow a variety of pre-project activities (initial conversations with member jurisdictions about needs or project ideas, research, scope of work preparation, grant writing, pre-award activities, etc.) to be included in the overall organizational indirect rate. In the upcoming fiscal year RVCOG will collect $51,000 from indirect for pre-project costs, and will add half of membership dues ($24,000) for these same activities, for a total of $75,000.

	2018/19 Actual	2019/20 Actual	2020/21 Adopted Budget	2021/22 Proposed Budget	2021/22 Approved Budget	2021/22 Adopted Budget
Resources						
Member Dues	48,088	48,088	48,088	48,088	48,088	
Other Local Government *	244,712	55,116	-	-	-	
Federal & State Grants *	853,413	438,338	-	-	-	
Contributions & Donations *	15,404	2,025	-	-	-	
Charges For Services	-	325	-	-	-	
Other Revenues	105,999	58,324	23,100	44,391	44,391	
Indirect Charges	364,405	382,359	397,261	357,155	357,155	
Departmental Administration	-	-	-	-	-	
Interfund Revenues	111,317	116,997	-	-	-	
Interfund Support Transfers *	207,000	-	-	-	-	
Beginning Fund Balance	-	-	-	-	-	
Total Resources	1,950,338	1,101,572	468,449	449,634	449,634	-

* 2018/19 & 2019/20 Actuals in these categories represent the Senior Resource Center construction project.

ROGUE VALLEY COUNCIL OF GOVERNMENTS
TOTAL GENERAL FUND BUDGET

	2018/19 Actual	2019/20 Actual	2020/21 Adopted Budget	2021/22 Proposed Budget	2021/22 Approved Budget	2021/22 Adopted Budget
Expenditures						
Personnel						
Salaries & Wages	206,124	222,042	185,456	182,783	182,783	
Employee Benefits	96,275	119,989	105,786	109,699	109,699	
Total Personnel	302,399	342,031	291,242	292,482	292,482	-
Materials & Services						
Supplies & Materials	93,626	50,507	53,849	29,300	29,300	
Purchased Services	67,867	12,463	6,700	2,500	2,500	
Other Expenses	-	-	-	-	-	
Total Materials & Services	161,493	62,970	60,549	31,800	31,800	-
Capital Outlay	-	-	-	-	-	
Debt Service	-	-	-	-	-	
Operating Contingency	10,000	26,000	-	-	-	
Internal Charges						
Indirect Charges	6,057	5,039	-	-	-	
Departmental Administration	841	2,356	1,256	1,985	1,985	
Interfund Charges	229,740	253,082	115,402	118,957	118,957	
Interfund Support Transfers	1,220,007	484,074	-	-	-	
Total Internal Charges	1,456,645	744,551	116,658	120,942	120,942	-
Total Appropriated Expenditures	1,930,537	1,175,552	468,449	445,224	445,224	-
Expenditures Not Subject to Appropriation						
Depreciation	4,410	4,410	-	4,410	4,410	
Ending Fund Balance	-	-	-	-	-	
Total Unappropriated Expenditures	4,410	4,410	-	4,410	4,410	-
Total Expenditures	1,934,947	1,179,962	468,449	449,634	449,634	-
Total Resources Less Expenditures	15,391	(78,390)	-	-	-	-

ROGUE VALLEY COUNCIL OF GOVERNMENTS
TOTAL GENERAL FUND BUDGET

Resources

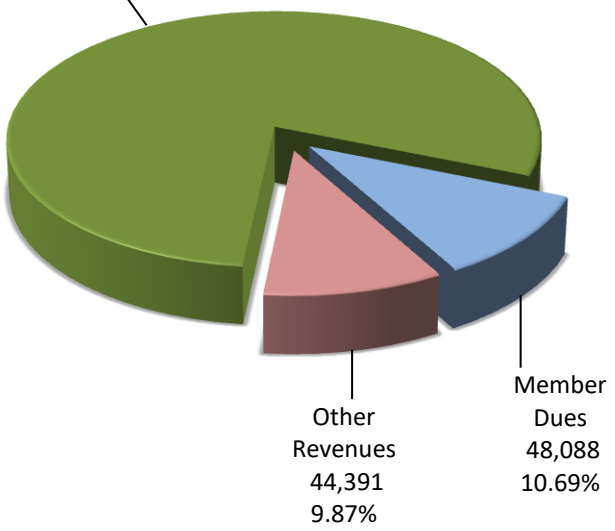

Expenditures

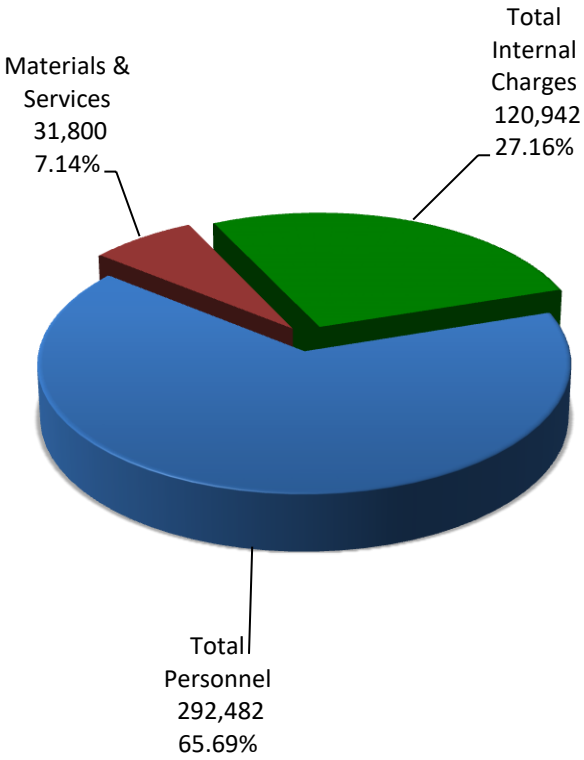

ROGUE VALLEY COUNCIL OF GOVERNMENTS
TOTAL SPECIAL REVENUE FUND BUDGET

The Special Revenue Fund includes the seven main areas of program implementation within RVCOG -- Natural Resources, Community Development, Senior and Disability Services, Senior Nutrition, Transportation Planning, Land Use Planning, and Technology Services. The Special Revenue Fund is almost entirely funded by grants and contracts with other governmental entities predominantly from federal and state government, although significant revenue from local government is also obtained in exchange for specific services.

	2018/19 Actual	2019/20 Actual	2020/21 Adopted Budget	2021/22 Proposed Budget	2021/22 Approved Budget	2021/22 Adopted Budget
Resources						
Member Dues	38,007	38,585	39,014	39,999	39,999	-
Other Local Government	709,439	584,202	744,213	592,052	592,052	-
Federal & State Grants	4,483,054	4,406,585	5,568,215	5,371,198	5,371,198	-
Contributions & Donations	700,815	816,649	749,590	994,961	994,961	-
Charges For Services	18,528	15,410	6,224	-	-	-
Other Revenues	128,446	86,967	149,110	111,807	111,807	-
Indirect Charges	-	-	-	-	-	-
Departmental Administration	35,363	22,697	25,534	25,945	25,945	-
Interfund Revenues	-	-	-	-	-	-
Interfund Support Transfers	47,513	29,807	-	-	-	-
Beginning Fund Balance	-	-	20,000	-	-	-
Total Resources	6,161,165	6,000,902	7,301,900	7,135,962	7,135,962	-
Expenditures						
Personnel						
Salaries & Wages	1,477,720	1,486,494	1,567,931	1,376,952	1,376,952	-
Employee Benefits	641,608	710,239	792,364	731,884	731,884	-
Total Personnel	2,119,328	2,196,733	2,360,295	2,108,836	2,108,836	-
Materials & Services						
Supplies & Materials	420,151	336,957	379,321	495,085	495,085	-
Purchased Services	2,123,147	2,085,615	2,964,029	2,643,164	2,643,164	-
Other Expenses	-	-	-	-	-	-
Total Materials & Services	2,543,298	2,422,572	3,343,350	3,138,249	3,138,249	-

ROGUE VALLEY COUNCIL OF GOVERNMENTS
TOTAL SPECIAL REVENUE FUND BUDGET

	2018/19 Actual	2019/20 Actual	2020/21 Adopted Budget	2021/22 Proposed Budget	2021/22 Approved Budget	2021/22 Adopted Budget
Capital Outlay	-	-	-	-	-	-
Debt Service	-	-	-	-	-	-
Operating Contingency	-	-	133,826	559,513	559,513	-
Internal Charges						
Indirect Charges	348,807	365,245	392,538	350,954	350,954	-
Departmental Administration	34,523	20,341	24,278	23,960	23,960	-
Interfund Charges	895,777	924,327	1,047,613	954,450	954,450	-
Interfund Support Transfers	233,626	-	-	-	-	-
Total Internal Charges	1,512,733	1,309,913	1,464,429	1,329,364	1,329,364	-
Total Appropriated Expenditures	6,175,359	5,929,218	7,301,900	7,135,962	7,135,962	-
Expenditures Not Subject to Appropriation						
Depreciation	-	-	-	-	-	-
Ending Fund Balance	-	-	-	-	-	-
Total Unappropriated Expenditures	-	-	-	-	-	-
Total Expenditures	6,175,359	5,929,218	7,301,900	7,135,962	7,135,962	-
Total Resources Less Expenditures	(14,194)	71,684	-	-	-	-

ROGUE VALLEY COUNCIL OF GOVERNMENTS
TOTAL SPECIAL REVENUE FUND BUDGET

Resources

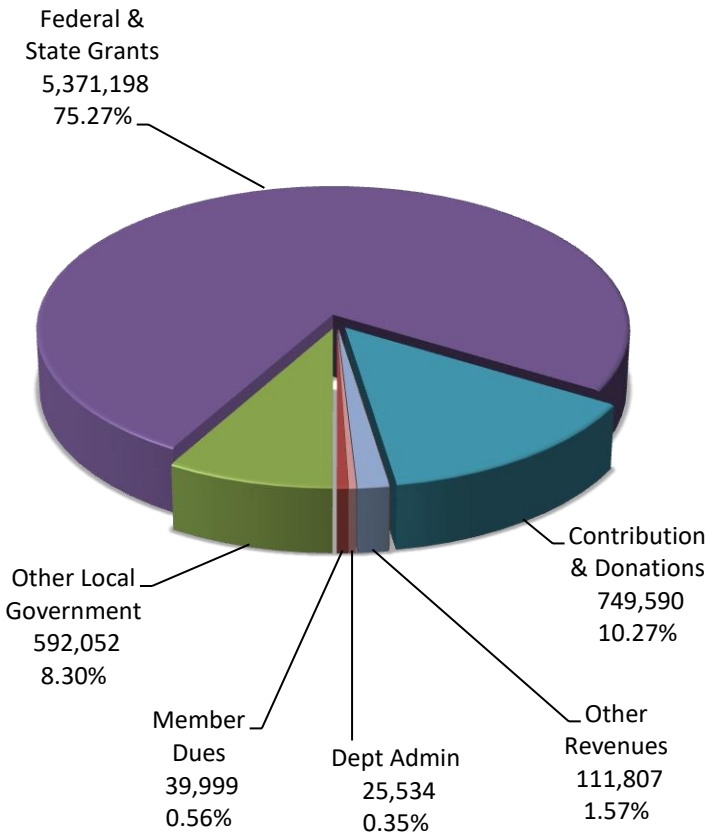

Expenditures

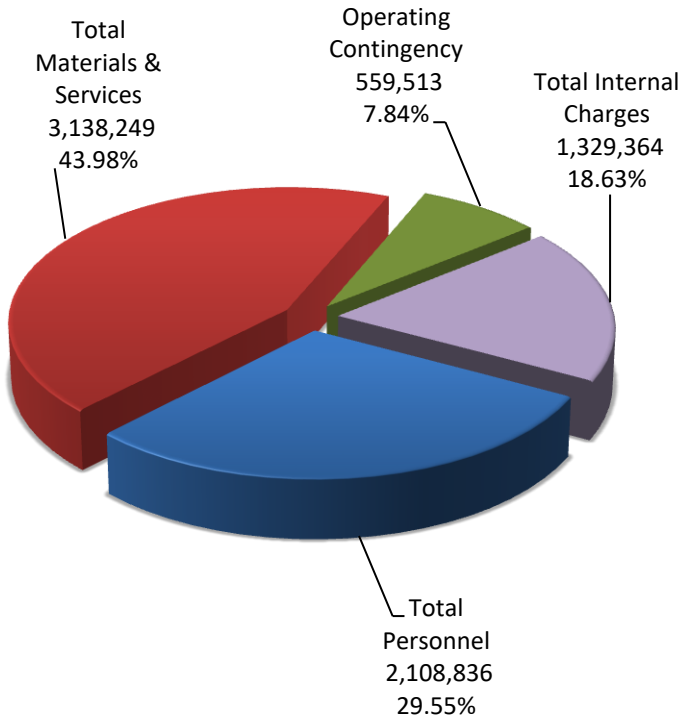

ROGUE
VALLEY
COUNCIL
OF GOVERNMENTS

ROGUE VALLEY COUNCIL OF GOVERNMENTS
NATURAL RESOURCES PROGRAM BUDGET

The Natural Resources Program works with member jurisdictions to conserve, protect, and enhance the health of the natural environment while facilitating its responsible use through on-the-ground implementation projects, technical assistance, education and outreach programs, regulatory compliance assistance, and improved coordination between local and regional partners.

Currently the department provides the following services: water quality monitoring, (design, sample collection, lab analysis, data analysis); Total Maximum Daily Load (TMDL) program development, coordination, and implementation; stormwater program assistance (program development, education and outreach, public participation and public involvement); riparian restoration including post-fire restoration and stabilization activities (project development, species recommendations, planting prescriptions/design, invasive species management, contractor management, project implementation); watershed planning; education and outreach programs including Stream Smart, urban runoff/stormwater management, water quality, Salmon Watch, and other programs; organizing and coordinating volunteer activities including creek and river clean-ups in both counties; GIS; wetland planning and vernal pools; regulatory compliance and permitting; permit monitoring and reporting; grant writing and project development; development and coordination of regional forums and open houses; Brownsfields assessment assistance; and, fish passage improvement.

	2018/19 Actual	2019/20 Actual	2020/21 Adopted Budget	2021/22 Proposed Budget	2021/22 Approved Budget	2021/22 Adopted Budget
Resources						
Member Dues	-	-	-	-	-	
Other Local Government	206,446	172,650	200,456	211,755	211,755	
Federal & State Grants	155,960	280,207	132,759	216,368	216,368	
Contributions & Donations	-	200	-	652	652	
Charges For Services	-	-	-	-	-	
Other Revenues	32,995	17,954	18,000	8,000	8,000	
Indirect Charges	-	-	-	-	-	
Departmental Administration	5,344	4,275	4,623	4,631	4,631	
Interfund Revenues	-	-	-	-	-	
Interfund Support Transfers	-	-	-	-	-	
Beginning Fund Balance	-	-	-	-	-	
Total Resources	400,745	475,286	355,838	441,406	441,406	-

	2018/19 Actual	2019/20 Actual	2020/21 Adopted Budget	2021/22 Proposed Budget	2021/22 Approved Budget	2021/22 Adopted Budget
Expenditures						
Personnel						
Salaries & Wages	107,199	90,671	114,442	116,346	116,346	
Employee Benefits	35,153	29,977	40,628	39,765	39,765	
Total Personnel	142,352	120,648	155,070	156,111	156,111	-
Materials & Services						
Supplies & Materials	26,732	10,840	13,371	14,000	14,000	
Purchased Services	160,454	268,919	89,486	162,339	162,339	
Other Expenses	-	-	-	-	-	
Total Materials & Services	187,186	279,759	102,857	176,339	176,339	-
Capital Outlay	-	-	-	-	-	
Debt Service	-	-	-	-	-	
Operating Contingency	-	-	6,021	15,880	15,880	
Internal Charges						
Indirect Charges	23,247	19,961	25,482	25,657	25,657	
Departmental Administration	4,623	3,423	4,206	4,208	4,208	
Interfund Charges	56,052	50,808	62,202	63,211	63,211	
Interfund Support Transfers	-	-	-	-	-	
Total Internal Charges	83,922	74,192	91,890	93,076	93,076	-
Total Appropriated Expenditures	413,460	474,599	355,838	441,406	441,406	-
Expenditures Not Subject to Appropriation						
Depreciation	-	-	-	-	-	
Ending Fund Balance	-	-	-	-	-	
Total Unappropriated Expenditures	-	-	-	-	-	-
Total Expenditures	413,460	474,599	355,838	441,406	441,406	-
Total Resources Less Expenditures	(12,715)	687	-	-	-	-

ROGUE VALLEY COUNCIL OF GOVERNMENTS
COMMUNITY DEVELOPMENT PROGRAM BUDGET

The Community Development program focuses on grant writing and grant/project administration services in response to a consistent level of demand from member jurisdictions. The program coordinates projects through all stages: defining need, designing projects that address those needs, obtaining funding, presentations to decision-makers and members of the public, RFPs, contracting, wage standards oversight, and project close-out. As a result of years of error-free grant and loan program administration, RVCOG has an exemplary reputation with those federal and state agencies that provide the most popular and heavily used grant and loan programs available on the local level, including Community Development Block Grants, Water/Wastewater Financing Program, State Energy Program Grants, Energy Efficiency and Conservation Block Grants, Seismic Rehabilitation Grant Program, Safe Drinking Water Revolving Loan Fund, Special Public Works Fund, Water and Wastewater Revolving Loan Fund Grants, Rural Development Loan Assistance, and Oregon Parks and Recreation Department's Local Government Grant Program.

	2018/19 Actual	2019/20 Actual	2020/21 Adopted Budget	2021/22 Proposed Budget	2021/22 Approved Budget	2021/22 Adopted Budget
Resources						
Member Dues	-	-	-	-	-	
Other Local Government	17,973	35,547	108,696	93,894	93,894	
Federal & State Grants	20,912	3,043	-	-	-	
Contributions & Donations	-	-	-	-	-	
Charges For Services	-	-	-	-	-	
Other Revenues	6,838	-	-	-	-	
Indirect Charges	-	-	-	-	-	
Departmental Administration	-	3,753	4,767	5,156	5,156	
Interfund Revenues	-	-	-	-	-	
Interfund Support Transfers	30,211	29,807	-	-	-	
Beginning Fund Balance	-	-	-	-	-	
Total Resources	75,934	72,150	113,463	99,050	99,050	-
Expenditures						
Personnel						
Salaries & Wages	29,885	27,887	41,789	36,056	36,056	
Employee Benefits	14,672	18,029	27,867	23,555	23,555	
Total Personnel	44,557	45,916	69,656	59,611	59,611	-

	2018/19 Actual	2019/20 Actual	2020/21 Adopted Budget	2021/22 Proposed Budget	2021/22 Approved Budget	2021/22 Adopted Budget
Materials & Services						
Supplies & Materials	473	144	1,723	1,472	1,472	
Purchased Services	6,838	-	500	-	-	
Other Expenses	-	-	-	-	-	
Total Materials & Services	7,311	144	2,223	1,472	1,472	-
Capital Outlay	-	-	-	-	-	
Debt Service	-	-	-	-	-	
Operating Contingency	-	-	-	-	-	
Internal Charges						
Indirect Charges	7,237	7,474	11,428	9,959	9,959	
Departmental Administration	-	2,046	3,905	3,569	3,569	
Interfund Charges	17,973	16,826	26,251	24,439	24,439	
Interfund Support Transfers	-	-	-	-	-	
Total Internal Charges	25,210	26,346	41,584	37,967	37,967	-
Total Appropriated Expenditures	77,078	72,406	113,463	99,050	99,050	-
Expenditures Not Subject to Appropriation						
Depreciation	-	-	-	-	-	
Ending Fund Balance	-	-	-	-	-	
Total Unappropriated Expenditures	-	-	-	-	-	-
Total Expenditures	77,078	72,406	113,463	99,050	99,050	-
Total Resources Less Expenditures	(1,144)	(256)	-	-	-	-

ROGUE VALLEY COUNCIL OF GOVERNMENTS
SENIOR AND DISABILITY SERVICES PROGRAM BUDGET

SENIOR & DISABILITY SERVICES
A Department of RVCOG

Senior and Disability Services (SDS), as the Area Agency on Aging for Jackson and Josephine Counties, implements a variety of programs that enable people to live where they want to live as long as possible, such as Oregon Project Independence, housing assistance for people with disabilities experiencing homelessness, family caregiver support, and evidence-based health promotion programs to assist individuals with chronic conditions (or their caregivers) to increase their quality of life. In addition, SDS works in partnership with the local Aging and People with Disabilities District Manager to administer the state's Long-Term Care and Financial Assistance programs for Jackson and Josephine counties. The department is also a fully-functioning Aging and Disability Resource Connection (ADRC), which connects people seeking information about long-term care with resources as well as one-on-one assistance planning around current and future long-term care needs. Additionally, SDS works with local Coordinated Care Organizations (CCOs) to develop, implement and evaluate innovative approaches to coordinating and delivering high quality long term-care and support services that improve health and reduce costs.

	2018/19 Actual	2019/20 Actual	2020/21 Adopted Budget	2021/22 Proposed Budget	2021/22 Approved Budget	2021/22 Adopted Budget
Resources						
Member Dues	-	-	-	-	-	
Other Local Government	153,472	171,187	152,800	13,686	13,686	
Federal & State Grants	2,883,881	2,424,910	2,960,856	2,832,614	2,832,614	
Contributions & Donations	3,934	60	-	-	-	
Charges For Services	9,578	15,320	1,200	-	-	
Other Revenues	60,494	50,361	120,760	93,000	93,000	
Indirect Charges	-	-	-	-	-	
Departmental Administration	-	-	-	-	-	
Interfund Revenues	-	-	-	-	-	
Interfund Support Transfers	-	-	-	-	-	
Beginning Fund Balance	-	-	-	-	-	
Total Resources	3,111,359	2,661,838	3,235,616	2,939,300	2,939,300	-

	2018/19 Actual	2019/20 Actual	2020/21 Adopted Budget	2021/22 Proposed Budget	2021/22 Approved Budget	2021/22 Adopted Budget
Expenditures						
Personnel						
Salaries & Wages	772,388	749,145	751,577	626,899	626,899	
Employee Benefits	374,714	399,352	416,219	393,917	393,917	
Total Personnel	1,147,102	1,148,497	1,167,796	1,020,816	1,020,816	-
Materials & Services						
Supplies & Materials	184,591	89,432	22,033	95,389	95,389	
Purchased Services	790,674	668,756	1,346,243	1,191,825	1,191,825	
Other Expenses	-	-	-	-	-	
Total Materials & Services	975,265	758,188	1,368,276	1,287,214	1,287,214	-
Capital Outlay	-	-	-	-	-	
Debt Service	-	-	-	-	-	
Operating Contingency	-	-	-	-	-	
Internal Charges						
Indirect Charges	189,184	191,672	195,794	170,366	170,366	
Departmental Administration	-	35	-	-	-	
Interfund Charges	566,339	500,172	503,750	460,904	460,904	
Interfund Support Transfers	233,626	-	-	-	-	
Total Internal Charges	989,149	691,879	699,544	631,270	631,270	-
Total Appropriated Expenditures	3,111,516	2,598,564	3,235,616	2,939,300	2,939,300	-
Expenditures Not Subject to Appropriation						
Depreciation	-	-	-	-	-	
Ending Fund Balance	-	-	-	-	-	
Total Unappropriated Expenditures	-	-	-	-	-	-
Total Expenditures	3,111,516	2,598,564	3,235,616	2,939,300	2,939,300	-
Total Resources Less Expenditures	(157)	63,274	-	-	-	-

ROGUE VALLEY COUNCIL OF GOVERNMENTS
SENIOR NUTRITION PROGRAM BUDGET

Food & Friends, the senior meals program, provides meals to eligible seniors or disabled adults in Jackson and Josephine County who would benefit from improved nutrition, wellness checks, and social contact. The program's eleven congregate meal sites provide an environment that encourages friendship and a feeling of belonging that is often missing in the lives of many seniors today, especially the very old or widowed. These sites, as well as five additional locations, also serve as staging points for the delivery of meals to homebound seniors. The visits from Meals On Wheels volunteer delivery drivers ensure that these homebound seniors receive a hot nutritious lunch, and also serve as an important basic safety net service for frail elderly, many of whom live alone. To meet the logistical and financial challenges of providing meals throughout the two-county region, Food & Friends focuses on the continued building of community awareness of the program, local fundraising, volunteer recruitment and training, and collaboration with other local service agencies.

	2018/19 Actual	2019/20 Actual	2020/21 Adopted Budget	2021/22 Proposed Budget	2021/22 Approved Budget	2021/22 Adopted Budget
Resources						
Member Dues	-	-	-	-	-	
Other Local Government	92,897	68,770	86,000	83,770	83,770	
Federal & State Grants	1,004,398	1,104,061	1,415,417	1,238,154	1,238,154	
Contributions & Donations	696,881	816,389	749,590	994,309	994,309	
Charges For Services	8,940	-	-	-	-	
Other Revenues	24,968	18,077	10,350	10,807	10,807	
Indirect Charges	-	-	-	-	-	
Departmental Administration	-	-	-	-	-	
Interfund Revenues	-	-	-	-	-	
Interfund Support Transfers	-	-	-	-	-	
Beginning Fund Balance	-	-	20,000	-	-	
Total Resources	1,828,084	2,007,297	2,281,357	2,327,040	2,327,040	-

	2018/19 Actual	2019/20 Actual	2020/21 Adopted Budget	2021/22 Proposed Budget	2021/22 Approved Budget	2021/22 Adopted Budget
Expenditures						
Personnel						
Salaries & Wages	311,436	335,259	303,715	310,414	310,414	
Employee Benefits	126,467	134,369	138,462	128,114	128,114	
Total Personnel	437,903	469,628	442,177	438,528	438,528	-
Materials & Services						
Supplies & Materials	165,540	193,859	272,500	310,355	310,355	
Purchased Services	1,070,165	1,083,432	1,263,800	1,289,000	1,289,000	
Other Expenses	-	-	-	-	-	
Total Materials & Services	1,235,705	1,277,291	1,536,300	1,599,355	1,599,355	-
Capital Outlay	-	-	-	-	-	
Debt Service	-	-	-	-	-	
Operating Contingency	-	-	-	-	-	
Internal Charges						
Indirect Charges	71,947	78,190	72,947	72,375	72,375	
Departmental Administration	-	42	-	-	-	
Interfund Charges	114,325	188,436	229,933	216,782	216,782	
Interfund Support Transfers	-	-	-	-	-	
Total Internal Charges	186,272	266,668	302,880	289,157	289,157	-
Total Appropriated Expenditures	1,859,880	2,013,587	2,281,357	2,327,040	2,327,040	-
Expenditures Not Subject to Appropriation						
Depreciation	-	-	-	-	-	
Ending Fund Balance	-	-	-	-	-	
Total Unappropriated Expenditures	-	-	-	-	-	-
Total Expenditures	1,859,880	2,013,587	2,281,357	2,327,040	2,327,040	-
Total Resources Less Expenditures	(31,796)	(6,290)	-	-	-	-

ROGUE VALLEY COUNCIL OF GOVERNMENTS
TRANSPORTATION PLANNING PROGRAM BUDGET

The primary function of RVCOG's Transportation Planning Program is to fulfill the responsibilities of the Metropolitan Planning Organization (MPO) for the Medford and Grants Pass Urbanized Areas. The RVCOG is designated as the MPO for both federally designated regions. The Board of Directors delegated responsibility for MPO policy functions to a committee of elected and appointed officials from each of the two areas. For the Medford area, the Rogue Valley MPO comprises the cities of Ashland, Talent, Phoenix, Jacksonville, Medford, Central Point, and Eagle Point, Jackson County, and the Rogue Valley Transportation District (RVTD). For the Grants Pass area, the Middle Rogue MPO comprises the cities of Grants Pass, Rogue River, and Gold Hill, Josephine County, and Jackson County. The Oregon Department of Transportation (ODOT) participates in both MPOs.

The department has other transportation planning related activities, including staff support to the Rogue Valley Area Commission on Transportation (an advisory board to ODOT representing Jackson and Josephine counties), assistance to jurisdictions on such initiatives as Transportation System Plans and active transportation plans as well as providing technical support and planning assistance to the Rogue Valley Transportation District (RVTD).

	2018/19 Actual	2019/20 Actual	2020/21 Adopted Budget	2021/22 Proposed Budget	2021/22 Approved Budget	2021/22 Adopted Budget
Resources						
Member Dues	38,007	38,585	39,014	39,999	39,999	
Other Local Government	94,089	1,792	4,525	-	-	
Federal & State Grants	417,903	594,364	1,059,183	1,084,062	1,084,062	
Contributions & Donations	-	-	-	-	-	
Charges For Services	10	90	5,024	-	-	
Other Revenues	3,151	575	-	-	-	
Indirect Charges	-	-	-	-	-	
Departmental Administration	-	-	-	-	-	
Interfund Revenues	-	-	-	-	-	
Interfund Support Transfers	-	-	-	-	-	
Beginning Fund Balance	-	-	-	-	-	
Total Resources	553,160	635,406	1,107,746	1,124,061	1,124,061	-

	2018/19 Actual	2019/20 Actual	2020/21 Adopted Budget	2021/22 Proposed Budget	2021/22 Approved Budget	2021/22 Adopted Budget
Expenditures						
Personnel						
Salaries & Wages	183,226	224,532	278,584	213,117	213,117	
Employee Benefits	62,785	95,307	125,804	102,257	102,257	
Total Personnel	246,011	319,839	404,388	315,374	315,374	-
Materials & Services						
Supplies & Materials	38,293	37,836	63,573	68,380	68,380	
Purchased Services	92,364	64,508	264,000	-	-	
Other Expenses	-	-	-	-	-	
Total Materials & Services	130,657	102,344	327,573	68,380	68,380	-
Capital Outlay	-	-	-	-	-	
Debt Service	-	-	-	-	-	
Operating Contingency	-	-	127,805	543,633	543,633	
Internal Charges						
Indirect Charges	40,078	52,934	66,927	52,810	52,810	
Departmental Administration	3,271	671	23	-	-	
Interfund Charges	104,069	136,768	181,030	143,864	143,864	
Interfund Support Transfers	-	-	-	-	-	
Total Internal Charges	147,418	190,373	247,980	196,674	196,674	-
Total Appropriated Expenditures	524,086	612,556	1,107,746	1,124,061	1,124,061	-
Expenditures Not Subject to Appropriation						
Depreciation	-	-	-	-	-	
Ending Fund Balance	-	-	-	-	-	
Total Unappropriated Expenditures	-	-	-	-	-	-
Total Expenditures	524,086	612,556	1,107,746	1,124,061	1,124,061	-
Total Resources Less Expenditures	29,074	22,850	-	-	-	-

ROGUE VALLEY COUNCIL OF GOVERNMENTS
LAND USE PLANNING PROGRAM BUDGET

The Land Use Planning Program provides professional planning services to member jurisdictions that lack the volume of work necessary to maintain a full time planner or need additional planning staff to handle increased workloads. Typical services include; land development code updates, comprehensive plan and zone changes, development plan, subdivision and partition plat reviews, and reports.

	2018/19 Actual	2019/20 Actual	2020/21 Adopted Budget	2021/22 Proposed Budget	2021/22 Approved Budget	2021/22 Adopted Budget
Resources						
Member Dues	-	-	-	-	-	
Other Local Government	144,562	134,256	152,765	156,414	156,414	
Federal & State Grants	-	-	-	-	-	
Contributions & Donations	-	-	-	-	-	
Charges For Services	-	-	-	-	-	
Other Revenues	-	-	-	-	-	
Indirect Charges	-	-	-	-	-	
Departmental Administration	30,019	14,669	16,144	16,158	16,158	
Interfund Revenues	-	-	-	-	-	
Interfund Support Transfers	17,302	-	-	-	-	
Beginning Fund Balance	-	-	-	-	-	
Total Resources	191,883	148,925	168,909	172,572	172,572	-
Expenditures						
Personnel						
Salaries & Wages	73,586	59,000	62,253	63,167	63,167	
Employee Benefits	27,817	33,205	36,342	36,154	36,154	
Total Personnel	101,403	92,205	98,595	99,321	99,321	-
Materials & Services						
Supplies & Materials	4,522	4,846	4,121	3,989	3,989	
Purchased Services	2,652	-	-	-	-	
Other Expenses	-	-	-	-	-	
Total Materials & Services	7,174	4,846	4,121	3,989	3,989	-

	2018/19 Actual	2019/20 Actual	2020/21 Adopted Budget	2021/22 Proposed Budget	2021/22 Approved Budget	2021/22 Adopted Budget
Capital Outlay	-	-	-	-	-	
Debt Service	-	-	-	-	-	
Operating Contingency	-	-	-	-	-	
Internal Charges						
Indirect Charges	17,114	15,014	16,216	16,595	16,595	
Departmental Administration	26,629	14,124	16,144	16,159	16,159	
Interfund Charges	37,019	31,317	33,833	36,508	36,508	
Interfund Support Transfers	-	-	-	-	-	
Total Internal Charges	80,762	60,455	66,193	69,262	69,262	-
Total Appropriated Expenditures	189,339	157,506	168,909	172,572	172,572	-
Expenditures Not Subject to Appropriation						
Depreciation	-	-	-	-	-	
Ending Fund Balance	-	-	-	-	-	
Total Unappropriated Expenditures	-	-	-	-	-	-
Total Expenditures	189,339	157,506	168,909	172,572	172,572	-
Total Resources Less Expenditures	2,544	(8,581)	-	-	-	-

ROGUE VALLEY COUNCIL OF GOVERNMENTS
TECHNOLOGY SERVICES PROGRAM BUDGET

RVCOG's Technical Services program began as its own program in the Special Revenue Fund last budget year. The Technical Services program offers a variety of geospatial-based services. Using a blend of cutting edge geospatial hardware and software, the program assists public and private partners in land use and transportation planning, public safety, natural resource projects, social justice programs, natural disaster planning and prevention, housing issues, community engagement, and more. Services are available on an hourly or project-based contract basis. There are two major components of the Technical Services program – Geographic Information Services and Drone Technology Services.

Geographic Information Services – A broad package of Geographic Information Systems services is available, including the production of static and interactive maps, geospatial analysis for compliance with federal, state, and local regulations, and web-based geospatial design that showcases projects, describes challenges, and ultimately helps stakeholders understand and connect with the issues important to RVCOG's member jurisdictions. The program also offers GIS training and account administration to organizations that maintain their own ESRI licenses.

Drone Technology Services – Commercially licensed and insured drone technology services are available. RVCOG Drone Technology Services maintains a variety of drones equipped with specialized sensors optimized to do such things as detect thermal anomalies in rugged terrain, collect high quality still or video images, estimate large quantities of materials on job sites or in storage yards, and provide an accurate analysis of the best orientation and potential energy output of a solar array. As drone usage grows in popularity and utility, RVCOG will continue to dedicate staff time to identify new strategies and technical solutions that can be offered to the region. In September of 2020, drone services were used to assess and document the devastation caused by the Almeda fire in Phoenix, Talent, and Jackson County.

	2018/19 Actual	2019/20 Actual	2020/21 Adopted Budget	2021/22 Proposed Budget	2021/22 Approved Budget	2021/22 Adopted Budget
Resources						
Member Dues	-	-	-	-	-	
Other Local Government	-	-	38,971	32,533	32,533	
Federal & State Grants	-	-	-	-	-	
Contributions & Donations	-	-	-	-	-	
Charges For Services	-	-	-	-	-	
Other Revenues	-	-	-	-	-	
Indirect Charges	-	-	-	-	-	
Departmental Administration	-	-	-	-	-	
Interfund Revenues	-	-	-	-	-	
Interfund Support Transfers	-	-	-	-	-	
Beginning Fund Balance	-	-	-	-	-	
Total Resources	-	-	38,971	32,533	32,533	-

	2018/19 Actual	2019/20 Actual	2020/21 Adopted Budget	2021/22 Proposed Budget	2021/22 Approved Budget	2021/22 Adopted Budget
Expenditures						
Personnel						
Salaries & Wages	-	-	15,571	10,953	10,953	
Employee Benefits	-	-	7,042	8,122	8,122	
Total Personnel	-	-	22,613	19,075	19,075	-
Materials & Services						
Supplies & Materials	-	-	2,000	1,500	1,500	
Purchased Services	-	-	-	-	-	
Other Expenses	-	-	-	-	-	
Total Materials & Services	-	-	2,000	1,500	1,500	-
Capital Outlay	-	-	-	-	-	
Debt Service	-	-	-	-	-	
Operating Contingency	-	-	-	-	-	
Internal Charges						
Indirect Charges	-	-	3,744	3,192	3,192	
Departmental Administration	-	-	-	24	24	
Interfund Charges	-	-	10,614	8,742	8,742	
Interfund Support Transfers	-	-	-	-	-	
Total Internal Charges	-	-	14,358	11,958	11,958	-
Total Appropriated Expenditures	-	-	38,971	32,533	32,533	-
Expenditures Not Subject to Appropriation						
Depreciation	-	-	-	-	-	
Ending Fund Balance	-	-	-	-	-	
Total Unappropriated Expenditures	-	-	-	-	-	-
Total Expenditures	-	-	38,971	32,533	32,533	-
Total Resources Less Expenditures	-	-	-	-	-	-

ROGUE VALLEY COUNCIL OF GOVERNMENTS
SUPPORT SERVICES FUND BUDGET

The Support Services Fund includes the Finance, Personnel, Information Systems, Copier/Postage and Legal/Insurance/Telephone programs within the Administration Department.

The principle funding source for the Support Services Fund are direct charges levied on all productive hours worked by RVCOG personnel. These revenue sources are included on the Interfund Charges line in the budget.

The second largest source of revenues to the fund comes from member jurisdictions in the form of contracted services. For example, RVCOG provides computer support services to the cities of Rogue River and Shady Cove, and Jackson Soil and Water Conservation District, finance services to Southern Oregon Regional Economic Development, Inc., and the TAP Water Intertie, and human resources services to several cities.

	2018/19 Actual	2019/20 Actual	2020/21 Adopted Budget	2021/22 Proposed Budget	2021/22 Approved Budget	2021/22 Adopted Budget
Resources						
Member Dues	-	-	-	-	-	
Other Local Government	100,826	150,229	54,177	70,138	70,138	
Federal & State Grants	-	-	-	-	-	
Contributions & Donations	-	-	-	-	-	
Charges For Services	-	-	-	-	-	
Other Revenues	12,700	217	-	1,336	1,336	
Indirect Charges	-	-	-	-	-	
Departmental Administration	-	-	-	-	-	
Interfund Revenues	515,144	566,289	595,214	560,934	560,934	
Interfund Support Transfers	-	-	-	-	-	
Beginning Fund Balance	-	-	-	-	-	
Total Resources	628,670	716,735	649,391	632,408	632,408	-
Expenditures						
Personnel						
Salaries & Wages	259,789	270,044	236,701	235,088	235,088	
Employee Benefits	105,340	117,338	118,583	113,305	113,305	
Total Personnel	365,129	387,382	355,284	348,393	348,393	-

	2018/19 Actual	2019/20 Actual	2020/21 Adopted Budget	2021/22 Proposed Budget	2021/22 Approved Budget	2021/22 Adopted Budget
Materials & Services						
Supplies & Materials	82,954	97,140	105,727	92,085	92,085	
Purchased Services	23,211	32,194	32,012	34,299	34,299	
Other Expenses	-	-	-	-	-	
Total Materials & Services	106,165	129,334	137,739	126,384	126,384	-
Capital Outlay	-	-	-	-	-	
Debt Service	-	-	-	-	-	
Operating Contingency	-	-	-	-	-	
Internal Charges						
Indirect Charges	9,541	12,075	4,723	6,201	6,201	
Departmental Administration	-	-	-	-	-	
Interfund Charges	142,148	159,988	151,645	151,430	151,430	
Interfund Support Transfers	-	-	-	-	-	
Total Internal Charges	151,689	172,063	156,368	157,631	157,631	-
Total Appropriated Expenditures	622,983	688,779	649,391	632,408	632,408	-
Expenditures Not Subject to Appropriation						
Depreciation	-	-	-	-	-	
Ending Fund Balance	-	-	-	-	-	
Total Unappropriated Expenditures	-	-	-	-	-	-
Total Expenditures	622,983	688,779	649,391	632,408	632,408	-
Total Resources Less Expenditures	5,687	27,956	-	-	-	-

ROGUE VALLEY COUNCIL OF GOVERNMENTS
COMPUTER REPLACEMENT FUND BUDGET

This fund was established to charge the costs associated with providing computer equipment to RVCOG's active programs and projects. Most grants and contracts allow for the rental of equipment, including computer equipment, but will not provide funds for direct purchase. With the constant upgrading of the computer programs in use by the various COG staff and the huge quantities of data necessary to produce highly detailed geographic maps, future transportation needs modeling, drone footage, population modeling, and other functions, it is necessary to upgrade the computer equipment on a regular basis. The establishment of this fund has allowed for the replacement of computer equipment on a more regular and planned basis than was previously the case. In addition, it has allowed for all projects to be charged a reasonable and proportionate usage fee during the course of the project.

	2018/19 Actual	2019/20 Actual	2020/21 Adopted Budget	2021/22 Proposed Budget	2021/22 Approved Budget	2021/22 Adopted Budget
Resources						
Interfund Revenues	12,457	13,728	15,400	15,995	15,995	
Interfund Support Transfers	-	-	-	-	-	
Beginning Fund Balance	-	-	6,184	-	-	
Total Resources	12,457	13,728	21,584	15,995	15,995	-
Expenditures						
Materials & Services						
Supplies & Materials	20,359	22,412	18,000	12,411	12,411	
Purchased Services	-	-	-	-	-	
Other Expenses	-	-	-	-	-	
Total Materials & Services	20,359	22,412	18,000	12,411	12,411	-
Capital Outlay	-	-	-	-	-	
Total Appropriated Expenditures	20,359	22,412	18,000	12,411	12,411	-
Expenditures Not Subject to Appropriation						
Depreciation	3,584	3,584	3,584	3,584	3,584	
Ending Fund Balance	-	-	-	-	-	
Total Unappropriated Expenditures	3,584	3,584	3,584	3,584	3,584	-
Total Expenditures	23,943	25,996	21,584	15,995	15,995	-
Total Resources Less Expenditures	(11,486)	(12,268)	-	-	-	-

ROGUE VALLEY COUNCIL OF GOVERNMENTS
BUILDING OPERATIONS AND MAINTENANCE FUND BUDGET

This fund was established in order to charge the costs associated with the repair, operations, maintenance, and eventual replacement of RVCOG's buildings to active programs and projects. In addition, it has allowed for all projects to be charged reasonable rental fees during the course of the project or projects. The main Central Point Office and the Josephine County Senior Resource Center (completed in December of 2019) are represented in this fund.

	2018/19 Actual	2019/20 Actual	2020/21 Adopted Budget	2021/22 Proposed Budget	2021/22 Approved Budget	2021/22 Adopted Budget
Resources						
Charges For Services	1,950	14,097	29,391	33,279	33,279	
Interfund Revenues	94,613	77,906	78,870	78,025	78,025	
Interfund Support Transfers	1,216,422	454,267	-	-	-	
Beginning Fund Balance	-	-	43,406	43,406	43,406	
Total Resources	1,312,985	546,270	151,667	154,710	154,710	-
Expenditures						
Materials & Services						
Supplies & Materials	58,816	44,207	62,637	63,082	63,082	
Purchased Services	15,216	18,053	20,910	23,250	23,250	
Other Expenses	-	-	-	-	-	
Total Materials & Services	74,032	62,260	83,547	86,332	86,332	-
Capital Outlay	-	-	-	-	-	
Internal Charges						
Interfund Charges	-	-	-	-	-	
Total Internal Charges	-	-	-	-	-	-
Total Appropriated Expenditures	74,032	62,260	83,547	86,332	86,332	-
Expenditures Not Subject to Appropriation						
Depreciation	26,678	68,333	68,120	68,378	68,378	
Ending Fund Balance	-	-	-	-	-	
Total Unappropriated Expenditures	26,678	68,333	68,120	68,378	68,378	-
Total Expenditures	100,710	130,593	151,667	154,710	154,710	-
Total Resources Less Expenditures	1,212,275	415,677	-	-	-	-

ROGUE VALLEY COUNCIL OF GOVERNMENTS
LEAVE LIABILITY FUND BUDGET

The Leave Liability Fund is used to accumulate resources to pay vacation leave, sick leave, and holidays when employees use them, and to pay accrued vacation when employees terminate employment. All regular full-time employees receive 88 hours of paid holiday leave, 96 hours of sick leave, and from 96 to 168 hours of vacation leave (depending on length of service) per year. Regular part-time employees receive leave that is prorated based on the number of hours worked.

Having this fund in place allows for the various programs and projects to be charged their fair share of the leave and holiday liabilities at the time the leaves are earned by the employee and to not be overcharged during months in which employees use leave. Each employee's annual accrual of vacation, sick leave, and holiday hours are converted to a dollar value based on the employee's salary or hourly rate plus benefits. This amount is divided by the billable hours (budgeted total annual hours less leaves) for each employee to determine a rate to apply to each hour worked. Each month the hourly rate is applied to the hours worked on projects and the total charges are deposited in the Leave Liability Fund. When an employee uses any of these leaves, their salary and associated benefits for those hours are charged to this fund.

	2018/19 Actual	2019/20 Actual	2020/21 Adopted Budget	2021/22 Proposed Budget	2021/22 Approved Budget	2021/22 Adopted Budget
Resources						
Other Revenues		21	-	-	-	
Interfund Revenues	489,011	554,166	577,225	524,885	524,885	
Total Resources	489,011	554,187	577,225	524,885	524,885	-
Expenditures						
Personnel						
Salaries & Wages	332,415	310,053	385,651	338,595	338,595	
Employee Benefits	144,692	152,951	191,574	186,290	186,290	
Total Personnel	477,107	463,004	577,225	524,885	524,885	-
Internal Charges						
Interfund Charges	16,866	34,906	-	-	-	
Total Internal Charges	16,866	34,906	-	-	-	-
Total Appropriated Expenditures	493,973	497,910	577,225	524,885	524,885	-
Total Expenditures	493,973	497,910	577,225	524,885	524,885	-
Total Resources Less Expenditures	(4,962)	56,277	-	-	-	-

ROGUE VALLEY COUNCIL OF GOVERNMENTS
VEHICLE OPERATION AND MAINTENANCE FUND BUDGET

This fund provides for the operation and maintenance of RVCOG vehicles. All operating costs, including depreciation, are charged on a mileage basis with the intent that the fund will accumulate the resources necessary to replace the vehicles as their useful lives reach an end. RVCOG currently has twelve vehicles in its fleet, most of which are used by the Food & Friends program for deliveries to congregate meal sites and Meals On Wheels consumers.

	2018/19 Actual	2019/20 Actual	2020/21 Adopted Budget	2021/22 Proposed Budget	2021/22 Approved Budget	2021/22 Adopted Budget
Resources						
Charges For Services	-	-	-	-	-	
Other Revenues	-	-	8,441	45,000	45,000	
Interfund Revenues	45,123	8,309	47,951	44,998	44,998	
Total Resources	45,123	8,309	56,392	89,998	89,998	-
Expenditures						
Materials & Services						
Supplies & Materials	33,168	41,608	39,392	27,998	27,998	
Purchased Services	-	-	-	-	-	
Other Expenses	-	-	-	-	-	
Total Materials & Services	33,168	41,608	39,392	27,998	27,998	-
Capital Outlay	-	-	-	45,000	45,000	
Debt Service	-	-	-	-	-	
Operating Contingency	-	-	-	-	-	
Total Appropriated Expenditures	33,168	41,608	39,392	72,998	72,998	-
Expenditures Not Subject to Appropriation						
Depreciation	15,619	16,243	17,000	17,000	17,000	
Ending Fund Balance	-	-	-	-	-	
Total Unappropriated Expenditures	15,619	16,243	17,000	17,000	17,000	-
Total Expenditures	48,787	57,851	56,392	89,998	89,998	-
Total Resources Less Expenditures	(3,664)	(49,542)	-	-	-	-

ROGUE VALLEY COUNCIL OF GOVERNMENTS
TOTAL FOOD & FRIENDS ENDOWMENT FUND BUDGET

The Food & Friends Senior Meals program budget is heavily dependent on local monies to augment the state and federal funding required to implement the home-delivered and congregate components of the program. In the upcoming fiscal year, 46% of the Senior Meals program is funded by these local monies, with a major part of that local funding being derived from direct fund raising. As the program has strategically developed its fund raising program over the years, one of the components of that strategy has been planned giving, with the result being the establishment of an endowment fund in late 2016. The value of the endowment fund at the close of the 2020-2021 fiscal year is projected to be $450,000.

	2018/19 Actual	2019/20 Actual	2020/21 Adopted Budget	2021/22 Proposed Budget	2021/22 Approved Budget	2021/22 Adopted Budget
Resources						
Contributions & Donations	-	-	-	-	-	
Other Revenues	21,544	10,809	2,800	19,500	19,500	
Total Resources	21,544	10,809	2,800	19,500	19,500	-
Expenditures						
Materials & Services						
Supplies & Materials	2,768	2,931	2,800	4,500	4,500	
Purchased Services	-	-	-	-	-	
Other Expenses	-	-	-	-	-	
Total Materials & Services	2,768	2,931	2,800	4,500	4,500	-
Total Appropriated Expenditures	2,768	2,931	2,800	4,500	4,500	-
Expenditures Not Subject to Appropriation						
Depreciation	-	-	-	-	-	
Ending Fund Balance	-	-	-	15,000	15,000	
Total Unappropriated Expenditures	-	-	-	15,000	15,000	-
Total Expenditures	2,768	2,931	2,800	19,500	19,500	-
Total Resources Less Expenditures	18,776	7,878	-	-	-	-

ROGUE VALLEY COUNCIL OF GOVERNMENTS
PERSONNEL SUMMARY

RVCOG's 2021-2022 budget includes a staff of forty-eight employees budgted to work 69,361 productive hours - a decrease of 8.86% in productive hours from the 2020-21 budget. With thirty-one full-time (40 hour per week) employees, the full-time equivalent (FTE) count is 39.7125.

Although some employees are budgeted across more than one fund, the counts below are shown for employees in their home departments.

	2020 - 2021 Adopted Budget		2021 - 2022 Approved Budget	
	Employee Count	FTE	Employee Count	FTE
General Fund	3.00	3.0000	3.00	3.0000
Natural Resources	3.00	2.2000	3.00	2.2000
Community Development	1.00	1.0000	1.00	1.0000
Senior and Disability Services	18.00	15.8000	15.00	13.5750
Senior Nutrition	14.00	9.0600	14.00	8.7875
Transportation Planning	6.00	6.0000	5.00	5.0000
Land Use Planning	1.00	1.0000	1.00	1.0000
Support Services	5.00	5.0000	6.00	5.1500
Totals	**51.00**	**43.0600**	**48.00**	**39.7125**

ROGUE
VALLEY
COUNCIL
OF GOVERNMENTS