



OREGON LIFELONG HOUSING CERTIFICATION CHECKLIST

Each certification Level has categories that relate to various areas or features in the home. Within each section there are items that are REQUIRED and most sections have a list of OPTIONAL items from which you must chose a required MINIMUM number of items. The number of Required and Optional items is noted at the top of each section. Level certification will be granted if all required items and the minimum number of optional items in each section of that Level are present in the home.

Items REQUIRED for certification are indicated by

OPTIONAL items are indicated by

To have your home certified, contact Rogue Valley Council of Governments Lifelong Housing Certification program at 541-664-6674, www.lifelonghousing.org or e-mail lifelonghousing@rvcog.org

Level 1 Visitor Accessible

The home is “visitable” for all guests: a person in a wheel chair can easily access the main entertainment area, a half-bathroom at minimum, and the hall leading to and from that bathroom. **(All required)**

- A minimum of one entrance to the structure with clear access from parking area or street, no steps or obstructions; ramped, if required (slope 12:1); level landing; 32 inch clear width opening doors; and, adequate lighting.
- Entry has a maximum 1/2 inch threshold, but when over 1/4-inch, is beveled on both sides. The entry door has lever handle for egress.
- Entertainment area is level, with 36 inch passage through and around the space
- Hallway to bathroom is minimum 36 inches wide
- Guest Bathroom door has minimum 32 inch clear width opening with lever handles.
- Guest Bathroom bathroom toilet has grab bar.
- Guest Bathroom has minimum 60 inch turnaround or other approved turnaround configuration (30" x 48" clear space if door opens out.).

Level 2 Enhanced Accessible

The central living area is accessible for lifelong living. A person in a wheel chair can perform all personal and housekeeping functions in this area.

Environmental controls (3 required; minimum 1 optional)

- Thermostats and security system controls located on floor with central living area.
- Control devices for light switches and thermostats at 42-48 inches height off floor and side- to-side.
- Electrical plugs 18" or above.
- Rocker-style light switches
- Lighted switches
- Automatic/remote control

Basic Gripping/Operational Features (1 required)

- All doors, faucets and other mechanisms throughout central living area are lever, hands-free or other style that can be controlled with a closed, clenched fist or weak hands.
- Wire pull (D-ring) handles or equivalent or easy touch latches on cabinets and drawers

Central Living area (3 required; minimum 1 optional)

- Hard surface flooring or low-pile carpet, securely attached along edges
- Entrances to all rooms on all floors provide 36 inch access
- Adaptable lighting for general purpose and tasks.
- Hallways 42 inches (or adequate alternative based on individual configuration)
- Minimum one light fixture in every hallway
- Closet doors are 32" clearance throughout the central living area.
- Stacked closets in a multi-story house for possible future conversion to an elevator

Kitchen Features (4 required; minimum 1 optional)

- Adequate (40 inch clear) space in kitchen unimpeded by fixtures. *See Footnote #1*
- Roll-under/adaptable sink with padded trap or side-access to sink.
- Roll-out shelves in at least 50% of lower cabinets
- Stove controls in front or side, at counter top height.
- Roll-under work area
- Oven with side-access door at counter level.
- Space for side-by-side refrigerator (minimum 36 inches)
- Well-lighted kitchen with adaptable control (Task lighting directed to a specific surface or area that provides illumination for specific tasks)
- Contrasting color counter edge for visually impaired
- Lower kitchen cabinets are designed for removable doors and cabinet bases
- Accessible features for upper kitchen cabinets.
- Raised dishwasher and clothes washer and/or dryer, if installed

Master Bathroom Features (5 required; minimum 1 optional)

- Bathroom has adequate turnaround: 60 inches or other approved turnaround configuration
- Accessible bathing area. Roll-in shower or space for chair or transfer bench in bathtub or shower
- Slip-resistant surface on bathroom floor and bathtub/shower
- Roll-under sink with padded trap or side-access to sink.
- Reinforced main bathroom walls, including bath or shower, to permit installation of grab bars and fixtures
- Grab bars installed with appropriate backing
- Backing (blocking) for future installation of grab bars
- Bathroom cabinets are adaptable for roll-under use
- Hand held and/or height-adjustable shower head
- Automatic water temperature controlled (anti-scald) tub/shower
- Offset tub/shower controls toward front edge of tub/shower for easy access
- Raised toilet (17-19 inch minimum)
- Lighting directly over shower/bathing areas (in addition to general bathroom lighting)

Master Bedroom Features (2 required; minimum 1 optional)

- Bedroom has adequate turnaround: 60 inches or other approved turnaround configuration
- Closet doors have 32 inch clearance
- Some lower height storage in closet
- Adequate lighting

Exterior/Entranceway (1 required; minimum 1 optional)

- Auto parking area is accessible to the house
- Entryway is covered
- Walkway evenly paved and meets slope standards. *See Footnote #2*
- Bench near outside entry door
- Motion-detection outside lights
- Accessible peephole or other method for inside viewing of anyone outside the entry door

Stairways (If applicable) (3 required; minimum 1 optional) *See Footnote #3*

- Handrails on both sides of stairs (extended when possible) with shear force of 250 pounds
- Interior and exterior stairs well-lighted
- Non-slip stair treads. If stairs are carpeted, it is non-moveable, low-pile carpet
- Stair treads are in high contrast colors for increased visibility

Safety Features (2 required; minimum 1 optional) *See Footnote #4*

- Minimum two, no-step, accessible egresses from central living area
- House number easily visible from street
- Emergency egress windows in sleeping areas require minimal effort to open and close with closed fist
- Window locks are between 19 and 54 inches from the floor

Level 3 Custom Accessible (Minimum = 1)

The home has been customized for personalized accessibility. Specific features will be listed on the certificate. Level 3 homes must pass Level 1 and 2 certification, plus have at least one custom feature. The feature may consist of, but is not limited to:

- Chair lift on stairway or elevator
- Wired for hearing impaired: flashing lights and or vibrating smoke alarm, door bell, other alerting feature.
- Reinforced floors for bariatric needs, power wheelchair
- Customized accessibility for specific size or style of wheelchair
- Tracks in ceiling for lift chair (Hoyer lift)
- Accessible therapeutic whirlpool
- Backup generator for refrigerated medications, respirator, oxygen concentrator, air conditioning or heating

- Electronic controls lights, doors
- Smart home (computer-controlled) and/or smart products—voice activated, voice reminder [Technology will change over time.]
- Other customized accessibility feature. **Please describe:**

Footnotes:

¹ See Fair Housing Act Design Book illustrations (Chapter 7)

² Path of travel does not include a running slope in excess of 1:12 (8.33%); a cross slope exceeding 1:50 (2%); nor level changes of more than 1/2".


³ "*If applicable*" means stairs are necessary to meet the needs of the resident.


⁴


See home safety information for persons with disabilities: <http://www.cpsc.gov/PageFiles/122038/701.pdf>


Resources & References


 **International Building Code** (apartments) and **International Residential Code** (Single family or duplex)


 Housing and Urban Development (HUD) document, "Residential Remodeling and Universal Design", available at: www.huduser.org/publications/destech/resid.html.

 The "Fair Housing Act Design Manual," prepared for the U.S. Department of Housing and Urban Development, is available at: <http://www.huduser.org/publications/destech/fairhousing.html>

 Concrete Change is an organization that focuses on visitability: <http://www.concretechange.org/>

 North Carolina State University College of Design Center for Universal Design provides resources at <http://www.design.ncsu.edu/cud/> including the Next Generation Universal Design Home: http://www.design.ncsu.edu/cud/projserv_ps/projects/psnextgen.htm

 The Universal Design Living Laboratory, a national demonstration home featuring universal design and green building practices, includes many universal design and green building resources: <http://www.udll.com/>

 Emergency preparedness guidelines for people with disabilities (attach heavy furniture to wall, etc.) <http://www.ready.gov/seniors>; <http://www.cert-la.com/education/EmergencyPreparednessForPeopleWithDisabilities.pdf> http://www.ready.gov/sites/default/files/documents/files/olderamericans_quadfold.pdf http://www.scec.org/education/public/espfocus/Feb_06.pdf

(1-15-16 ver.)